



## FB251


Electric Counterbalance Forklift Truck 2.5T

- Compact size
- High strength components
- Lithium-ion technology
- Telematics
- Low TCO

Shenchuan(Shanghai)Heavy Industrial Machinery Co.,Ltd  
[www.jeakue.com](http://www.jeakue.com)



Shenchuan(Shanghai)Heavy Industrial Machinery Co.,Ltd  
Add : No.500 Jianyun Road,Pudong New District,Shanghai,P.R China  
E-mail : [shenchuansales@jeakue.com](mailto:shenchuansales@jeakue.com)  
Website : [www.jeakue.com](http://www.jeakue.com)  
WhatsApp : +86 18656974848  
WeChat : +86 18656976518




Scan and Enter Jeakue Website

## PRODUCT FEATURES

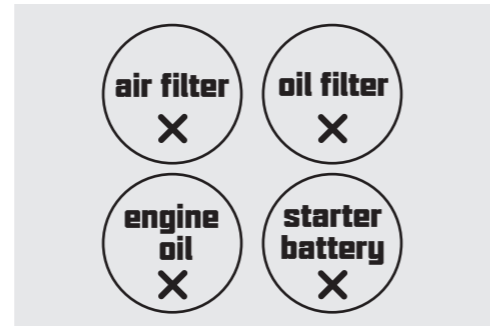
### ■ Lithium-ion technology

FB251 adapts LFP Li-ion battery that prevents the battery from self-ignition and ensures safety operation. It supports opportunity charging so it can be charged at preferable time during the day without disrupting working schedules.



### ■ Low TCO

Comparing to a diesel forklift truck, FB251 saves 30%-50% of energy cost with li-ion technology. And there is no maintenance fee with no air filter, oil filter, engine oil or starter battery installed on the truck.



### ■ Compact size

The overall length of FB251 is 3573 mm that is 5% more compacted in size than a regular IC forklift to be used in narrow aisle.



### ■ IPX4 rated water-protected design

The FB251 is IPX4 rated and that protects the trucks from splash of water from different angles. The waterproofed design allows the trucks to be operated outdoors, even in the rain.



### ■ Telematics

FB251 offers JK' s latest Telematics. It provides the following features to facilitate your fleet management:

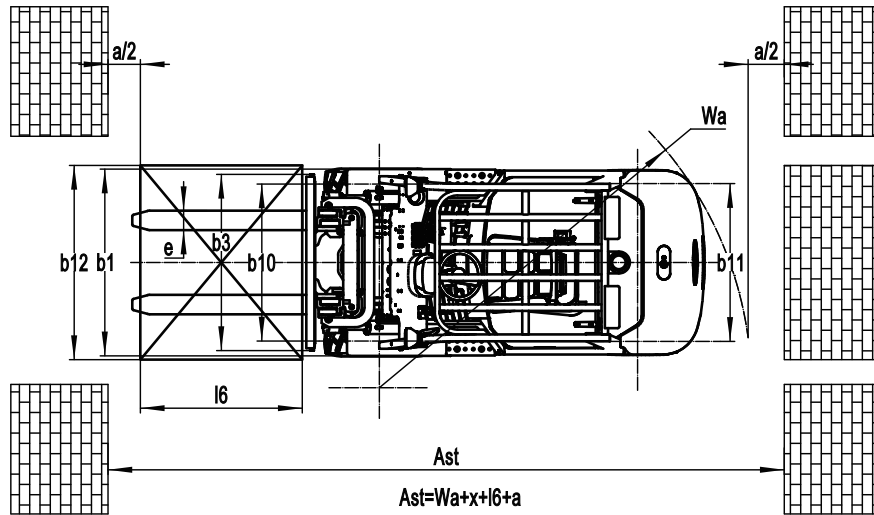
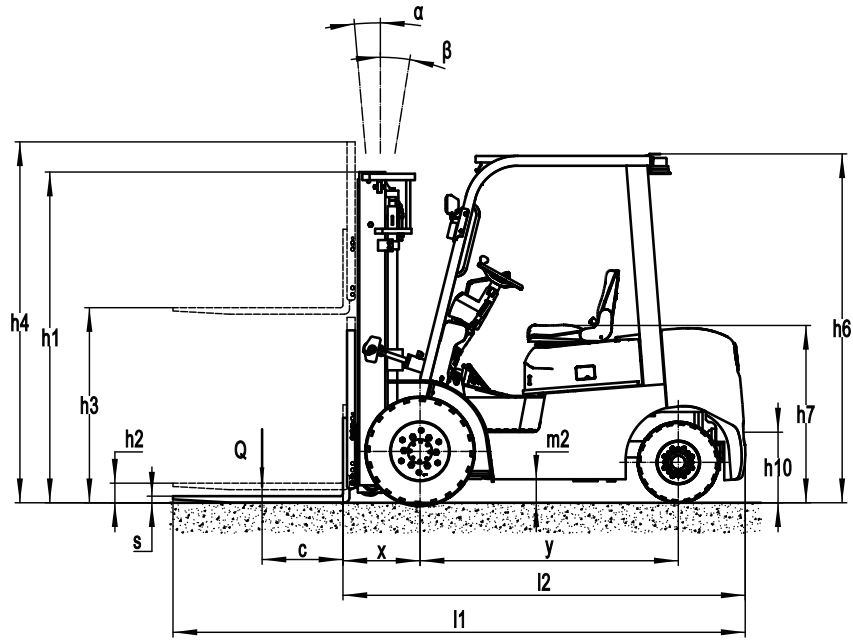
- Truck location in real-time
- Reports of truck usages and diagnosis
- Li-ion battery condition analytics
- Updates on card access registration



## PRODUCT PARAMETERS

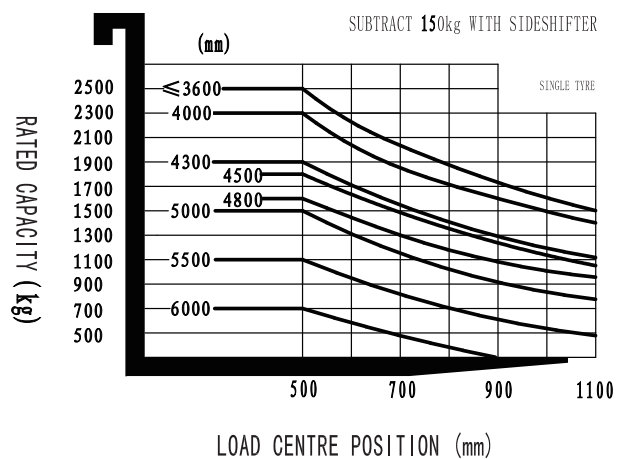
Distinguishing mark	1.1	Manufacturer			JK
	1.2	Model designation			FB251
	1.3	Drive			Electric
	1.4	Operator type			Seated
	1.5	Load capacity	Q	kg	2500
	1.6	Load center distance	c	mm	500
	1.8	Load distance, centre of drive axle to fork	x	mm	495
	1.9	Wheelbase	y	mm	1595
	Service weight	2.1	Service weight		kg
2.2		Axle loading, laden front/rear		kg	5490/780
2.3		Axle loading, unladen front/rear		kg	1450/2320
Tyres/chassis	3.1	Tyre type			Pneumatic
	3.2	Tyre size, front			7.00-12-12PR
	3.3	Tyre size, rear			6.00-9-10PR
	3.5	Wheels, number front/rear (x=drive wheels)		mm	2x/2
	3.6	Tread width, front	b10	mm	970
	3.7	Tread width, rear	b11	mm	975
	4.1	Tilt of mast/fork carriage forward/backward	α/β	°	6/10
Dimensions	4.2	Retracted mast height	h1	mm	2060
	4.3	Free lift	h2	mm	140
	4.4	Lift height	h3	mm	3000
	4.5	Height, mast extended	h4	mm	4050
	4.7	Height of overhead guard (cabin)	h6	mm	2160
	4.8	Seat height/standing height	h7	mm	1095
	4.12	Tow coupling height	h10	mm	435
	4.19	Overall length	l1	mm	3573
	4.20	Length to face of forks	l2	mm	2503
	4.21	Overall width	b1/b2	mm	1154
	4.22	Fork dimensions	s/e/l	mm	40×125×1070
	4.23	A,B Fork carriage class/type A, B			2A
	4.24	Fork carriage width	b3	mm	1090
	4.31	Ground clearance, laden, below mast	m1	mm	100
	4.32	Ground clearance, center of wheelbase	m2	mm	150
	4.34.1	Aisle width for pallets 1000×1200 crossways	Ast	mm	3985
	4.34.2	Aisle width for pallets 800×1200 crossways	Ast	mm	4195
4.35	Turning radius	Wa	mm	2290	
Performance data	5.1	Travel speed, laden/unladen		km/h	11/12
	5.2	Lifting speed, laden/unladen		m/s	0.28/0.37
	5.3	Lowering speed, laden/unladen		m/s	0.45/0.5
	5.5	Drawbar pull, laden/unladen		N	—
	5.6	Max. drawbar pull, laden/unladen		N	—
	5.8	Max. gradeability, laden/unladen		%	15/15
Electric-engine	5.10	Service brake			Hydraulic
	5.11	Parking brake			Mechanical
	6.1	Drive motor rating S2 60 min		kW	10
	6.2	Lift motor rating at S3 15%		kW	12
	6.4	Battery voltage/nominal capacity		V/Ah	80/205
Addition data	6.5	Battery weight		kg	—
	8.1	Type of drive control			AC
	10.5	Steering design			Hydraulic
	10.7	Sound pressure level at the driver's ear		dB(A)	< 74

# LINE GRAPH



# RATED CAPACITY

## RATED CAPACITIES



# MAST OPTION

Mast types	Lift height (h3)	Height, Mast			Height, Free lift(h2)	
		Height, mast lowered(h1)	Height, mast extended(h4)		No shelving	With shelving
	No shelving		With shelving	No shelving		
	mm	mm	mm	mm	mm	mm
2-Standard Mast	3000	2075	3565	4025	140	140
	3300	2225	3865	4325	140	140
	3600	2375	4165	4625	140	140
	4000	2625	4565	5025	140	140
2-Free Mast	3000	2035	3565	4025	1470	1000
	3300	2185	3865	4325	1620	1150
3-Free Mast	4300	2035	4865	5325	1470	1000
	4500	2115	5065	5525	1550	1080
	4800	2220	5365	5825	1655	1185
	5000	2305	5565	6025	1740	1270
	5500	2555	6065	6525	1990	1520
	6000	2805	6565	7025	2240	1770

# OPTION

No.	Optional items	FB251
1.1	Fork dimension	<ul style="list-style-type: none"> <li>○122*40*920●122*40*1070○122*40*1150○122*40*1220</li> <li>○122*40*1370○122*40*1500○122*40*1600○122*40*1700</li> <li>○122*40*1820○122*40*1900○122*40*2000○122*40*2200</li> </ul>
1.4	Fork carriage width	●1040mm○Yes and can be customized
1.5	Fork carriage height	●1025mm○Yes and can be customized
2.5	Front wheel material	●solid○Pneumatic○Non-marking tires
2.6	Rear wheel material	●solid○Pneumatic○Non-marking tires
2.7	Battery capacity	●80V205AH○80V280AH○80V410AH
2.8	Charger	<ul style="list-style-type: none"> <li>●80V35A○80V65A○80V130A</li> <li>○80V200A (Only for 80V410AH battery)</li> <li>○80V35A (Internal single-phase) ○80V60A (Internal)</li> </ul>
2.9	Battery indicator	●With time
2.10	Seat type	●premium○suspension○suspension+ seatbelt logic switch
2.11	Attachments	●No○Built-in sideshifter○External sideshifter○Fork positioner
2.13	Traction pin	●Yes
3.5	Front lamp	●LED
3.6	Rear lamp	●No○LED
3.7	Warning lamp	●Yes
3.8	Steering lamp	●Yes
3.9	Blue spot	●No○2 front○1 rear○2 front+1 rear
3.10	Area warning lamp	●No○1 left, 1 right (Red)
3.11	Rearview mirror	●1 in the middle○ Add 1 rearview mirror on both sides
3.17	OPS system	●Yes
3.23	Telematics	●No○Basic semi-enclosed cabin○Upgrade semi-enclosed cabin○Full cabin
4.3	Cabin	●No○Yes and not customized
4.9	Heater	●No○Yes and not customized

Note: ● standard ○ option — NA